

## Constant Voltage Phase/Triac dimmable driver---50W series PWM output

### ■ Features:

- Output constant voltage
- Universal AC input: 100-130VAC
- High efficiency :up to 84%
- Protection:short circuit/over loading/over current/ Over temperature
- Full protection plastic housing
- Easy installation
- Cooling by free air convection
- Compatible with Forward phase,Magnetic low voltage,Triac Dimmers
- Strong compatibility, flicker-free dimming
- Suitable for LED lighting and moving sign applications and others
- Provide with a junction box for power supply and output connection
- IP20 They are suitable for dry or damp location use



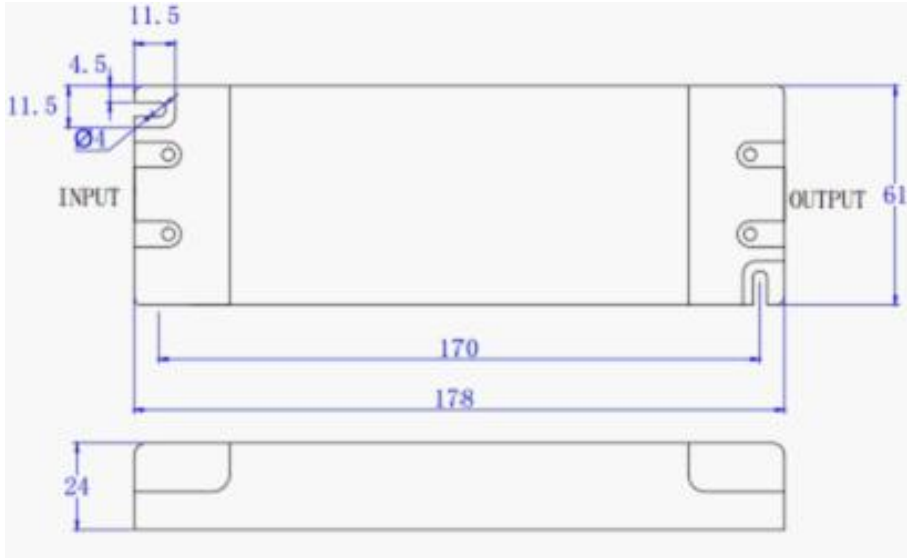
### ■ Specification

Model	LAG-PS-50W-D-12V	LAG-PS-50W-D-24V	
Certificates	ETL,cETL,FCC	ETL,cETL,FCC	
Output	DC Voltage	12V	24V
	Voltage Tolerance	±0.5V	
	Rated current	4.17A	2.08A
	Rated power	50W	
Input	Voltage Range	100-130VAC	
	Frequency Range	47~63HZ	
	Power Factor	0.65 (Full loading)	
	Efficiency (Typ.)	81%	84%
	AC Current (Max.)	1.6A	1.6A
	Leakage current	< 0.50mA/120VAC	
Protection	Short Circuit	Hiccup mode, recovers automatically after fault condition is removed	
	Over Current	≤1.2*I out	
	Over Loading	≤120%	
	Over temperature	100°C±10°C (The output voltage will turn off when the temperature is higher than 100°C±10°C, after the temperature drop off ,it will recovery automatic	
Environment	Working TEMP.	-40~+60°C	
	Working Humidity	20~90%RH, non-condensing	
	Storage TEMP. Humidity	-40~+80°C, 10~95%RH	
	TEMP .coefficient	±0.03%/°C (0~50°C)	
	Vibration	10~500Hz, 2G 12min./1 cycle,period for 72min. each along X,Y,Z axes	
Safety& EMC	Safety standards	UL8750+UL1310 Class 2 unit	
	Withstand voltage	I/P-O/P:1500VAC	
	Isolation resistance	I/P-O/P: 100MΩ/500VDC/25°C/70%RH	
	EMC EMISSION	FCC Part 15 B	
Others	Net. Weight	0.82kg=0.35kg(driver)+0.47kg (J10)	0.87kg=0.35(driver)+0. 52kg(J12-3)
	Size	350*77*26mm (L*W*H)	350*77*37mm (L*W*H)
	Packing	430*375*150mm 20PCS/CTN	430*375*190mm 20PCS/CTN

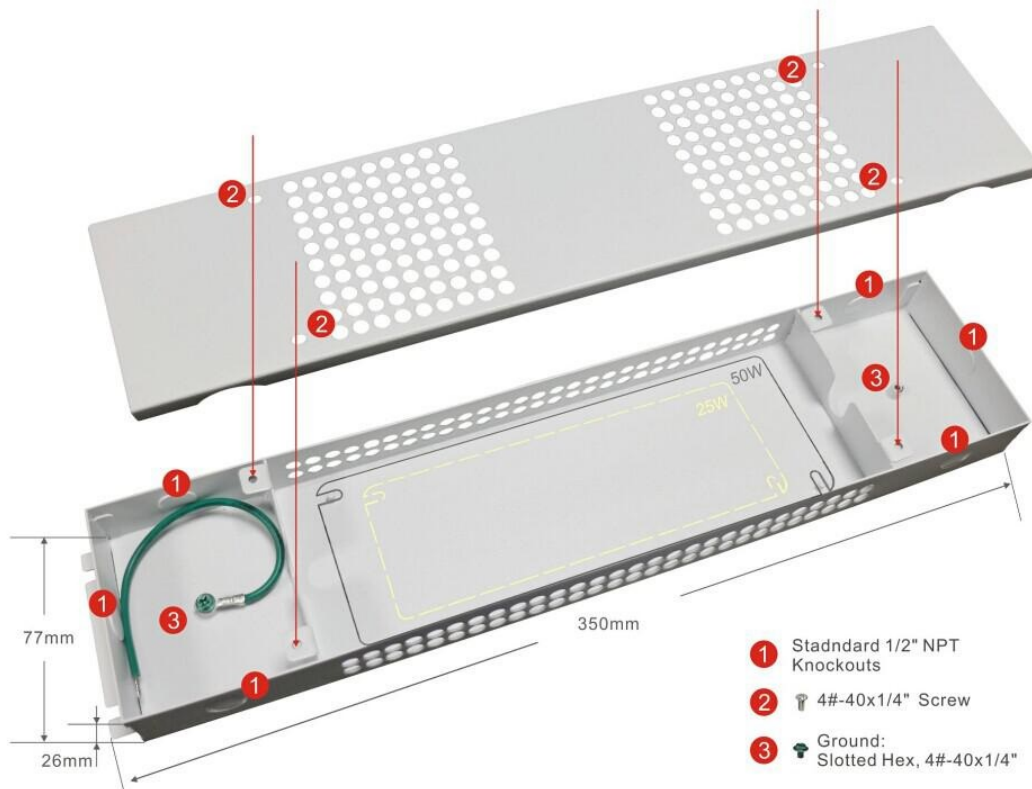
Constant Voltage Phase/Triac dimmable driver---50W series PWM output

<p><b>Notes</b></p>	<p>1. All parameters if NOT specially mentioned are measured at 120VAC input , rated load and 25°C of ambient temperature.                  2. To extend the driver's using life ,please reduce the loading at lower input voltage.                  3.Loading should be 5-100%.</p>
---------------------	--

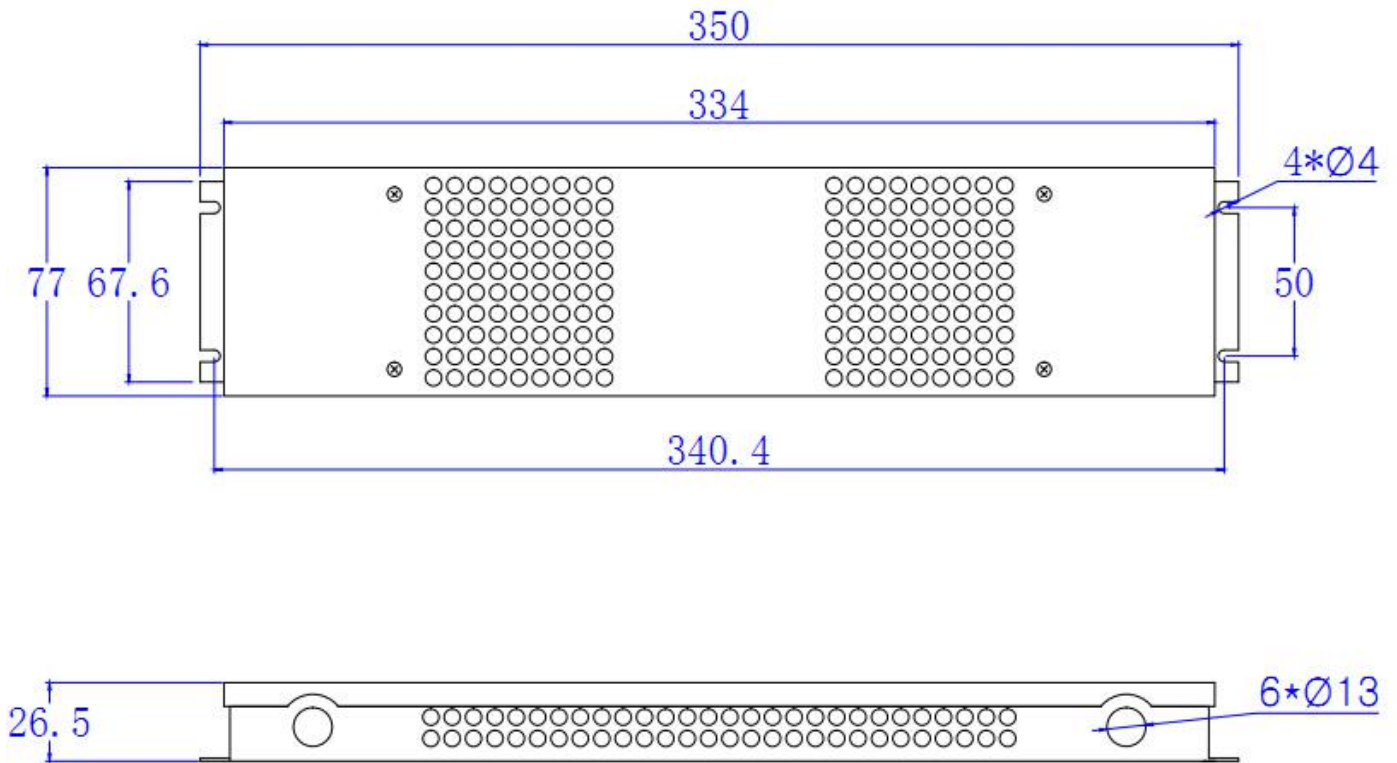
■ 50W Phase/Triac Dimmable driver Mechanical Specification



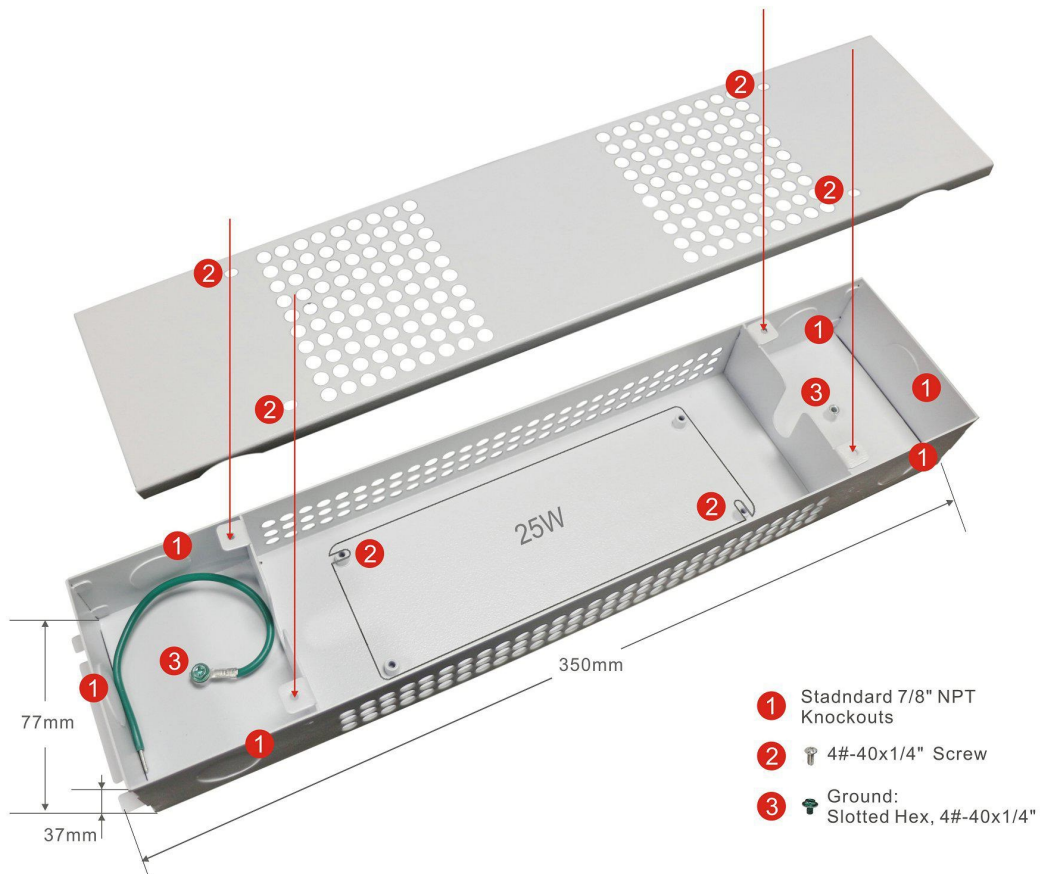
■ Real picture & Mechanical Specification of 50W Phase/Triac Dimmable Driver with junction box -1



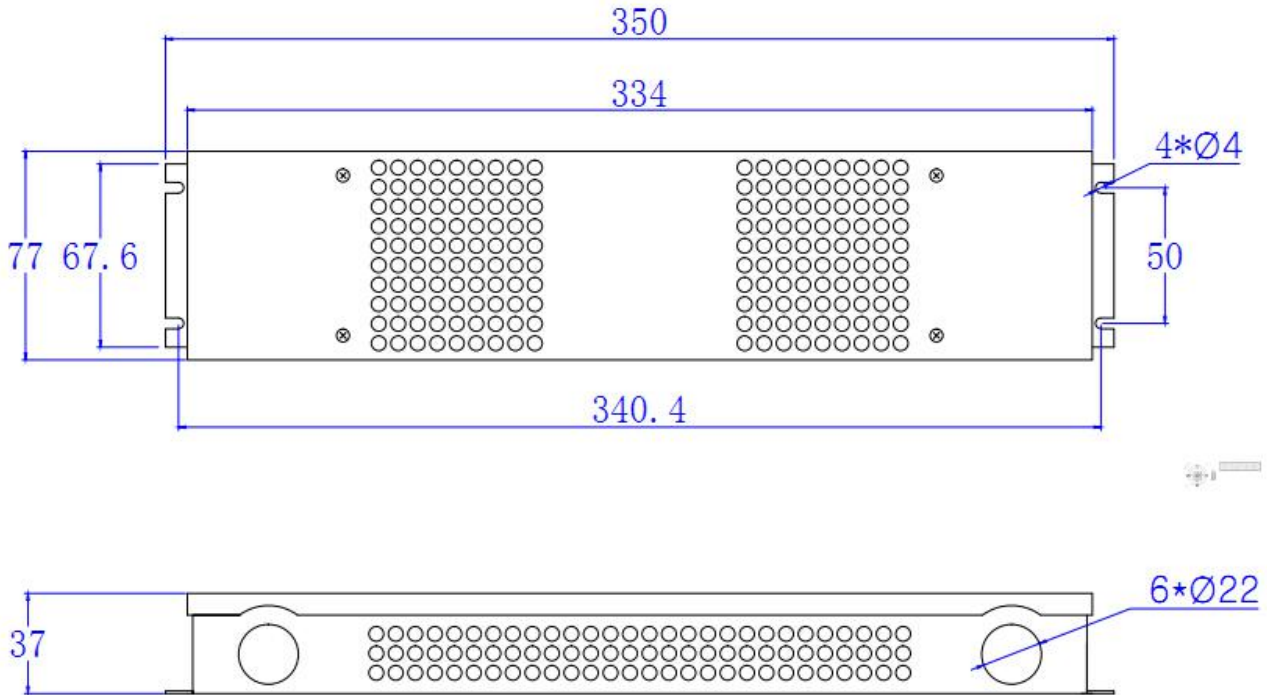
Constant Voltage Phase/Triac dimmable driver---50W series PWM output



■ Real picture & Mechanical Specification of 50W Phase/Triac Dimmable Driver with junction box -2



Constant Voltage Phase/Triac dimmable driver---50W series PWM output



- ※ Input (L) and (N) with wires to be connected AC.
- ※ Output : (LED+) (LED-)

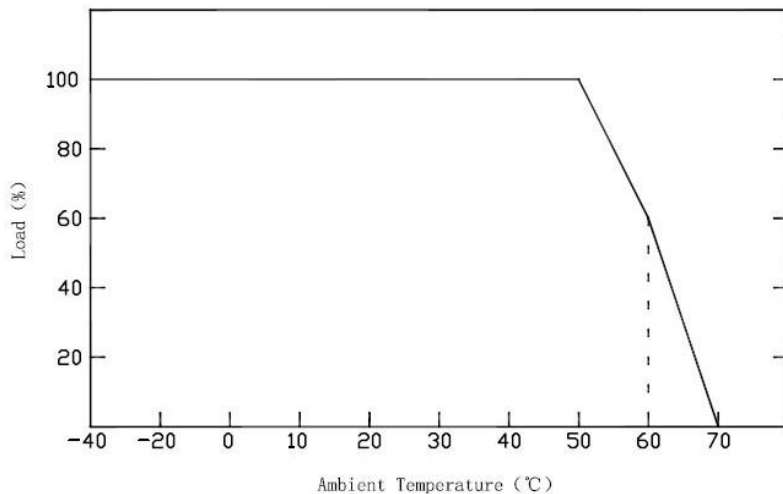
■ Dimming Operation

- ※The Pulse-Width Modulation (PWM) of output voltage can be adjusted through input terminal of the AC phase line(L) by connection a triac dimmer.
- ※Usually matching with leading edge/Forward Phase Triac Dimmers( Can customized as a driver only matching trailing edge/reverse phase Triac Dimmers if needed).
- ※Please try to use dimmers with power at least 2.5 times as the output power of the driver.
- ※for Forward phase,Magnetic low voltage and Triac Dimmers

■ Warning

- ※Prevent to reverse polarity;
- ※Risk of Electric Shock. When used outdoors, install only on a circuit protected by a Class A GFCI;
- ※Risk of Fire. Installation involves special wiring methods to run wiring through a building structure. Consult a qualified electrician;
- ※Risk of Electric Shock. Mount the unit at a height greater than 1 foot from the ground surface.

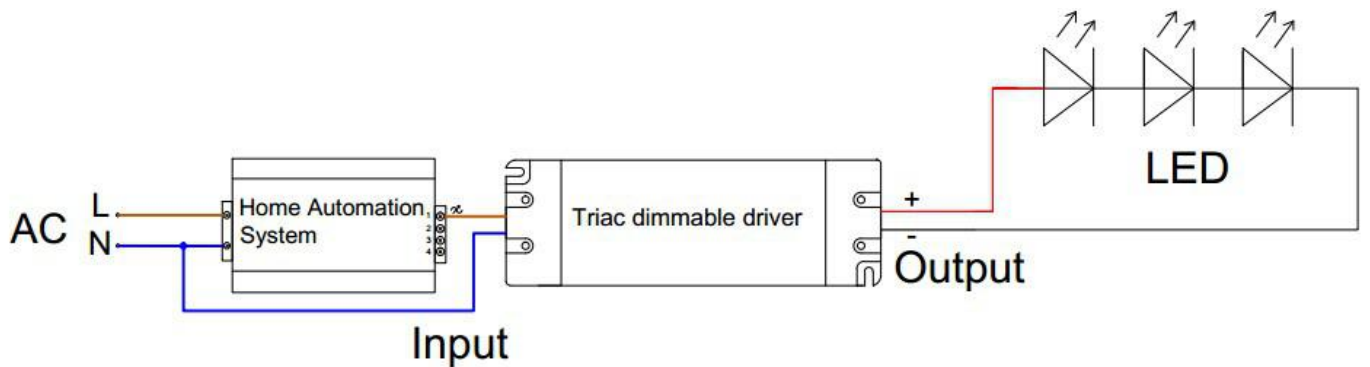

■ Derating Curve



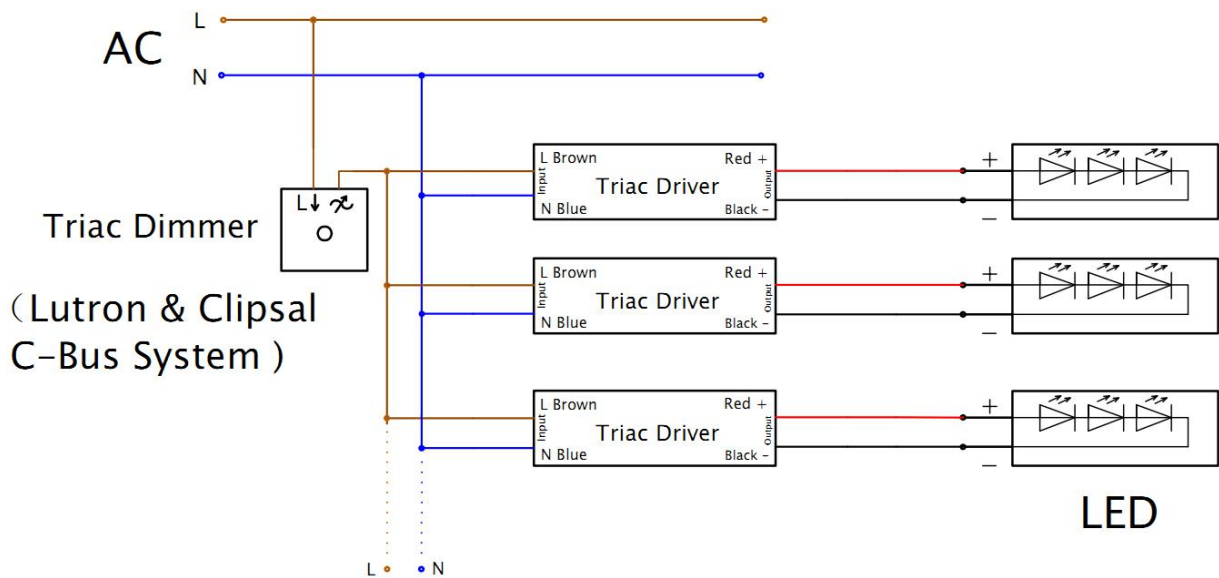
### Constant Voltage Phase/Triac dimmable driver---50W series PWM output

※To extend their life, please refer to the Derating Curve and derate according to the temperature.

#### ■ Single Driver Connecting Diagram



#### ■ Multiple Drivers Connecting Diagram



Constant Voltage Phase/Triac dimmable driver---50W series PWM output

