

LED TECHNOLOGY

50,000 Hours Life, 100Watt, 120-277VAC

Applications:

Commercial & Industrial High Bay Application

Features:

- Built in Heavy Duty Y-hangers with 3 Foot Hanging Chain
- Slim Design
- Non-Corrosive Powder Coated Steel Body
- 120~277 Volt Input
- Can be Installed with Batteries Backup and Occupancy Sensors
- Dimmable down to 10%
- Drivers Located on Easy Access Hinge Door
- Frosted Lens Sold Separately

Accessories:

Motion Sensor



Battery Backup

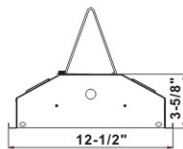
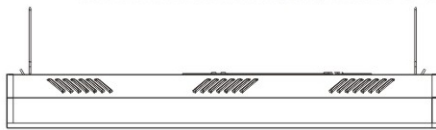
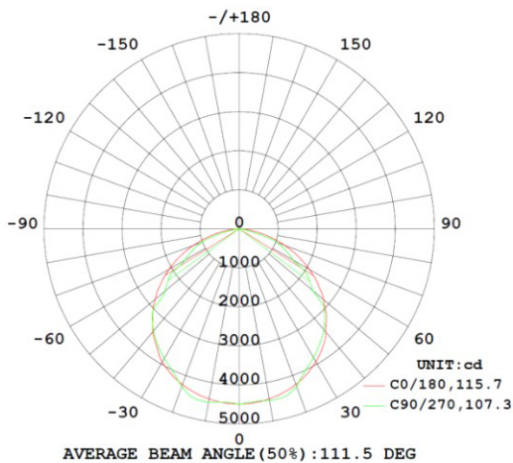


Lens

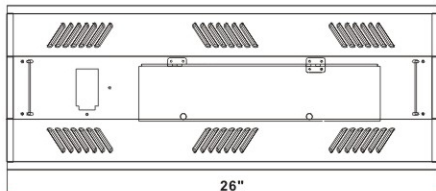


Specification:

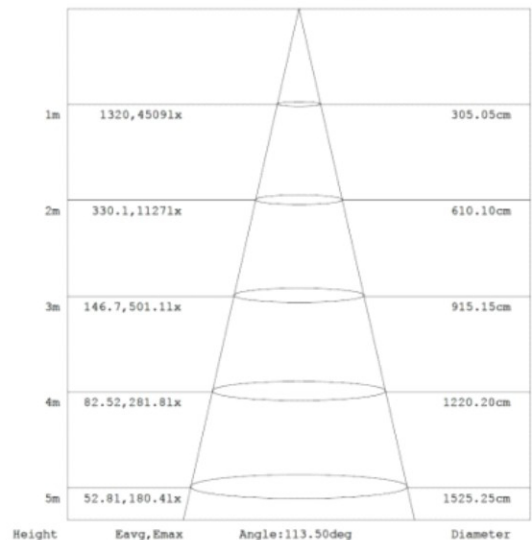
Input Line Voltage:	120-277VAC
Input Power	100W
Input Line Frequency	60Hz
Lamp Life (Rated)	50,000hrs
Minimum Starting Temp	-20°C
Maximum Operating Temp	40°C
CCT	5000K
CRI	≥80
Lumens	13000
CBCP	4514
Power Factor	>0.90
THD	10%
Dimmable	10% 0~10V
LED: LM-80 Certified High Performance Branded LED Chips	
DRIVER: Constant-current LED power supply.	



Unit With Lens



#LENS-HL10026



Note: The Curves indicate the illuminated area and the average illumination when the luminaire is at different distance.

WARRANTY

5-YEAR *

Model:#	Description	wattage	lumens
HL10026/850	100 Watt LED LED High Bay 5000K	100W	13000

* 5 Year Limited Warranty

UPC: HL10026/850 80680215388-9

