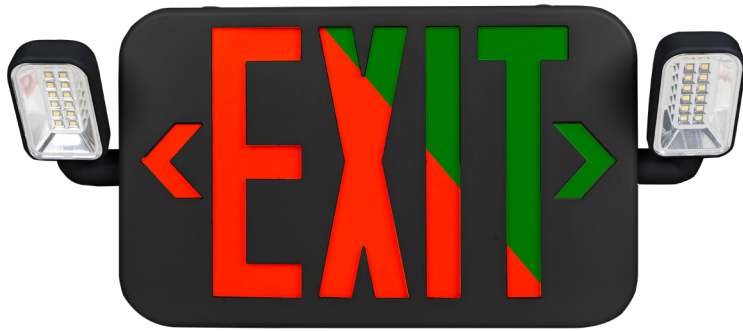




Emergency Exit Sign

With Bug Eyes



Detail Specifications:

- Finish: White & Black
- Red and Green selectable
- IP Rating: IP20, Damp Location
- Wattage: 3.5W
- Lumens: 140
- Operating Temperature: 32°F to 104°F
- Lens: Red or Green
- Average life (L70) of 70,000 hours

Applications:

- Exit Doors
- Corridor Intersections
- Exit Stairways
- Exit ramps

Product Information:

- Built-in test switch and charge indicator
- Injection-molded thermoplastic housing, PC cover
- Backup Time: >90 minutes
- Recharge time: 24 hours
- Single or Double Face (both plates included)
- 6" height letters with 3/4" stroke, viewable from 100ft away

Driver Options:

- Dual Voltage 120/277V
- PF >0.9, 50/60Hz

Mounting & Installations:

- Wall and ceiling mounted
- Universal J-box mounting pattern

Certifications:

- UL Listed for USA and CA (UL94V-0 Flame Rating)
- Meets UL924, NDPA 101
- Approved for CA T24
- 3 Year Limited Warranty
- FCC CFR 47, GCC Part 15, Subpart B:2017

Series

LED-EM-EXT-RG-WH-CMB

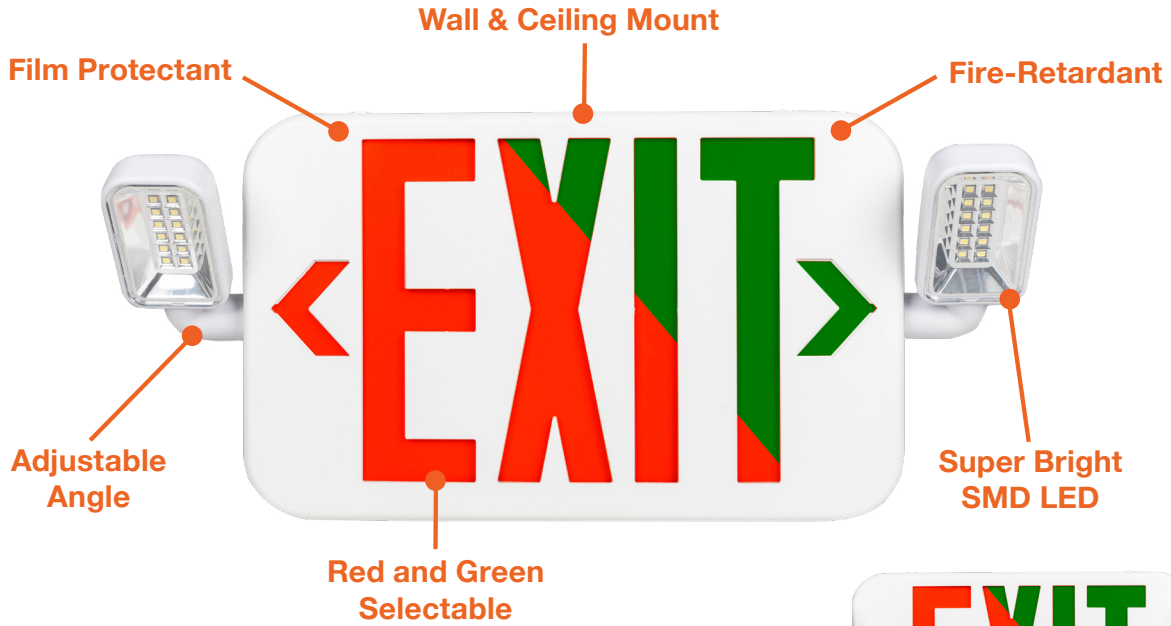
Red/Green Colors

LED-EM-EXT-RG-BL-CMB

Red/Green Colors

Specs and model numbers are subject to change with or without notice.

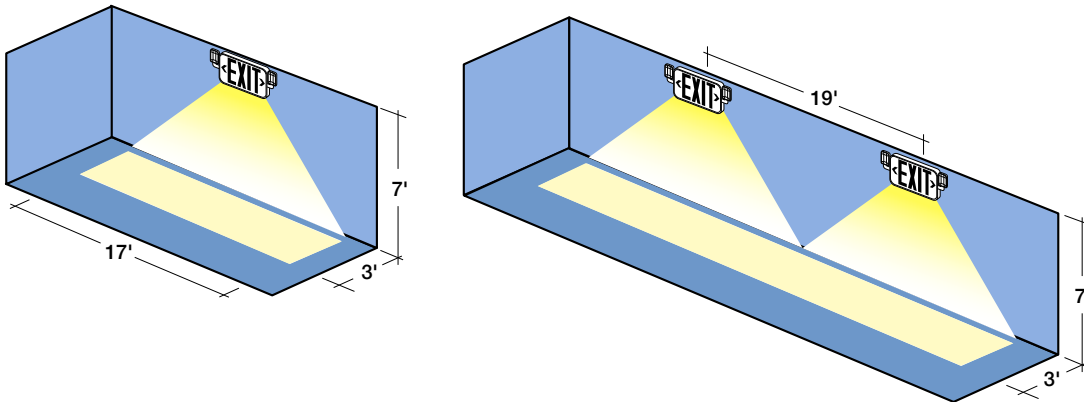
FEATURES




Single or Double Face
(both plates included)

Maximum Spacing Guidelines

Meets the illumination requirements of NFPA101 - 1fc minimum and a min/max ratio of 40:1



DIMENSIONS



Specs and model numbers are subject to change with or without notice.