



# Round LED Strip Fixtures G3

## 4-CCT & 3-Power Selectable



### Detail Specification:

- Finish: White, Custom finishes available
- IP Rating: Damp Location (IP44)
- Beam Angle: 130°
- Chip: SMD 2835, R9 >50, CRI >80
- Operating Temperature: -40° - 122° F
- Lens: Round Acrylic Frosted Lens
- Average life (L70) of 50,000 hours

### Applications:

- Stairwell & Hallways
- Utility & Storage
- Garage Structures
- Office and Meeting Rooms
- Shop Lighting
- Commercial and Industrial

### Product Information:

- Aluminum housing finished with corrosion free power coat
- Easy j-box access: snap on and off tool-less design
- 40 J-box cover included with every fixture

### Driver Options:

- UNV: 120-277V 0-10V Dimmable
- Optional 347-480V step down transformer available
- THD: <15% (+/-5% tolerance), PF >0.9, 50/60Hz
- 12V low voltage aux output for controls
- Flicker Free

### Mounting & Installation

- Surface mount into 30 or 40 j-box
- Optional 9' suspension kit available
- Optional 6' chain mount available
- Rated for installation in closets

### Certifications

- UL Listed for USA and CA
- DLC Premium Listed
- Approved for CA T24
- 5 Year Limited Warranty
- FCC CFR 47, GCC Part 15, Subpart B:2017

WATT	LUMENS
20	2,600
30	3,900
40	5,200
50	6,500
60	7,800
65	8,450
70	9,100
80	10,400
85	11,050
100	13,000

Series	Sensor <sup>1</sup>	Emergency <sup>2</sup>	Finish <sup>3</sup>	Driver
<b>LED-RST-2FT-20W-4CCT</b> 20W • 120-277V	<b>(Blank)</b> No Sensor	<b>(Blank)</b> No Emergency	<b>(Blank)</b> White	<b>(Blank)</b> 120-277V
<b>LED-RST-4FT-3M40W-4CCT</b> 20/30/40W • 120-277V	<b>BMS<sup>1</sup></b> Microwave	Backup	<b>BL</b> Black	<b>HV</b> 347-480V
<b>LED-RST-4FT-3M80W-4CCT</b> 50/65/80W • 120-277V	Bi-Level Motion + Daylight Sensor	<b>EMB</b> Emergency Backup	<b>GRY<sup>3</sup></b> Gray	Stepdown
<b>LED-RST-8FT-3M60W-4CCT</b> 40/50/60W • 120-277V	(Internal Sensor) <b>BMSPIR</b>	<b>EMB20</b> Emergency Backup (20W)	<b>BRZ<sup>3</sup></b> Bronze	
<b>LED-RST-8FT-3M100W-4CCT</b> 70/85/100W • 120-277V	PIR Bi-Level Motion + Daylight Sensor (External Sensor)		<b>CS<sup>3</sup></b> Custom Color	

1. Sensor Note:  
Microwave: Detects motion through barriers such as walls, and doors. Ideal for applications where obstacles might obstruct the line of sight. Works effectively outdoors, in large open spaces, & parking lots. Do not use in areas of high vibrations or metal.  
PIR: Ideal for indoor environments with clear lines of sight to the area of interest. Detects warm objects, like a person or animal. Good for high vibration, areas of metal.

2. Standard emergency is 8W (1,040LM). 20W available, inquire factory


3. Standard quick ship finish is white & black. Other colors are custom finishes.

### Optional Accessories (Order Separately)

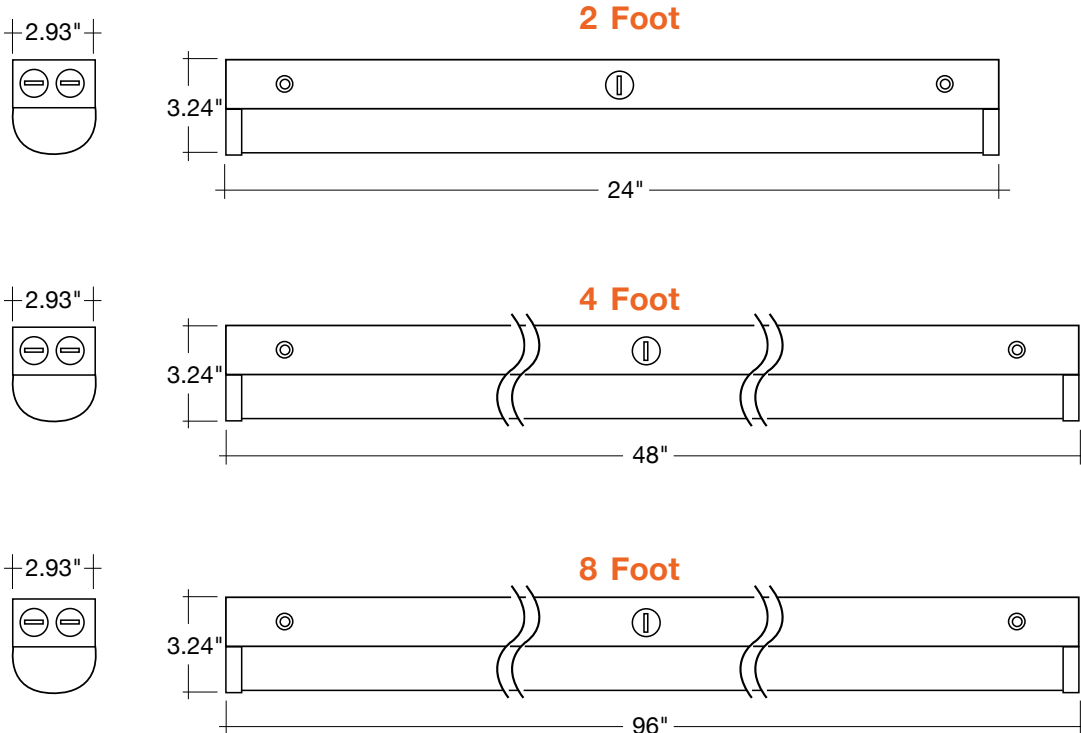
Suspension Kit	Accessories	Wire Guards
<b>SK-10FT-Y-LC-PD</b> 10' Y-Shape, Loop Top, Paddle Bottom (Adjustable Length)	<b>RST-SM-CN</b> Surface mount linkable bracket	<b>RST-2FT-WG</b> 2ft Wire Guard
<b>SK-20FT-Y-LC-PD</b> 20' Y-Shape, Loop Top, Paddle Bottom (Adjustable Length)	<b>RST-PDM-CN</b> Pendant mount linkable bracket	<b>RST-4FT-WG</b> Wire Guard (order 2 for 8ft fixtures)

Specs and model numbers are subject to change with or without notice.

**FEATURES**



**DIMENSIONS**



### ACCESSORIES



**SK-10FT-Y-LC-PD**  
**SK-20FT-Y-LC-PD**



**RST-SM-CN**

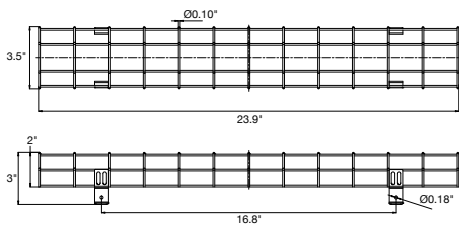


**RST-PDM-CN**

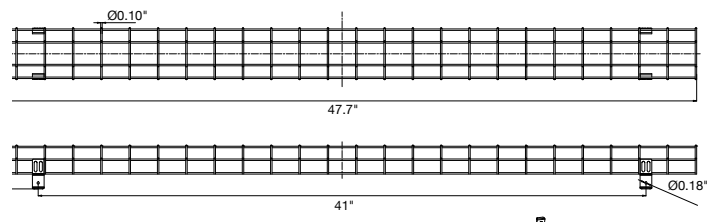


**RST-2FT-WG**  
**RST-4FT-WG**

**RST-2FT-WG**



**RST-4FT-WG**



**2-RST-4FT-WG FOR 8FT**



Model	Voltage	Watts	Lumens	Color	CRI
LED-RST-2FT-20W-4CCT	120-277V	20w	2,600	30/35/40/50k	>80
LED-RST-2FT-20W-4CCT-BMS	120-277V	20w	2,600	30/35/40/50k	>80
LED-RST-2FT-20W-4CCT-EMB	120-277V	20w	2,600	30/35/40/50k	>80
LED-RST-2FT-20W-4CCT-BMS-EMB	120-277V	20w	2,600	30/35/40/50k	>80
LED-RST-4FT-3M40W-4CCT	120-277V	20/30/40w	2600/3900/5200	30/35/40/50k	>80
LED-RST-4FT-3M40W-4CCT-BMS	120-277V	20/30/40w	2600/3900/5200	30/35/40/50k	>80
LED-RST-4FT-3M40W-4CCT-EMB	120-277V	20/30/40w	2600/3900/5200	30/35/40/50k	>80
LED-RST-4FT-3M40W-4CCT-BMS-EMB	120-277V	20/30/40w	2600/3900/5200	30/35/40/50k	>80
LED-RST-4FT-3M80W-4CCT	120-277V	50/65/80w	6500/8450/10400	30/35/40/50k	>80
LED-RST-4FT-3M80W-4CCT-BMS	120-277V	50/65/80w	6500/8450/10400	30/35/40/50k	>80
LED-RST-4FT-3M80W-4CCT-EMB	120-277V	50/65/80w	6500/8450/10400	30/35/40/50k	>80
LED-RST-4FT-3M80W-4CCT-BMS-EMB	120-277V	50/65/80w	6500/8450/10400	30/35/40/50k	>80
LED-RST-8FT-3M60W-4CCT	120-277V	60/50/40w	5200/6500/7800	30/35/40/50k	>80
LED-RST-8FT-3M60W-4CCT-BMS	120-277V	60/50/40w	5200/6500/7800	30/35/40/50k	>80
LED-RST-8FT-3M60W-4CCT-EMB	120-277V	60/50/40w	5200/6500/7800	30/35/40/50k	>80
LED-RST-8FT-3M60W-4CCT-BMS-EMB	120-277V	60/50/40w	5200/6500/7800	30/35/40/50k	>80
LED-RST-8FT-3M100W-4CCT	120-277V	70/85/100w	9100/11050/13000	30/35/40/50k	>80
LED-RST-8FT-3M100W-4CCT-BMS	120-277V	70/85/100w	9100/11050/13000	30/35/40/50k	>80
LED-RST-8FT-3M100W-4CCT-EMB	120-277V	70/85/100w	9100/11050/13000	30/35/40/50k	>80
LED-RST-8FT-3M100W-4CCT-BMS-EMB	120-277V	70/85/100w	9100/11050/13000	30/35/40/50k	>80

### SUSPENSION KIT

Model	Description
SK-10FT-Y-LC-PD	10' Y-Shape, Loop Top, Paddle Bottom (Adjustable Length)
SK-20FT-Y-LC-PD	20' Y-Shape, Loop Top, Paddle Bottom (Adjustable Length)

### ACCESSORIES

Model	Description
RST-SM-CN	Surface Mount Linkable Bracket
RST-PDM-CN	Pendant Mount Linkable Bracket

### WIRE GUARDS

Model	Description
RST-2FT-WG	2ft Wire Guard
RST-4FT-WG	4ft Wire Guard (order 2 for 8ft fixtures)