

Project: _____

Fixture Type: _____

Location: _____

Contact/Phone: _____

2" LED RECESSED DOWN LIGHT



LS-2-IC-AT

2" IC AT LED New Construction Housing / Driver



DESCRIPTION

- 2" LED Recessed Housings suitable for New Construction and Remodel in residential and commercial applications.
- Type IC / Air-Tight
- Galvanized steel plaster frame with J-Box and captive hanger bars.
- LED Driver is mounted directly on housing.
- Compatible with Lightingspot26 2" LED dedicated trims only.
- Accessible to LED Driver from the opening of housing.
- Compatible with most of the standard incandescent or magnetic / electronic low voltage dimmers.

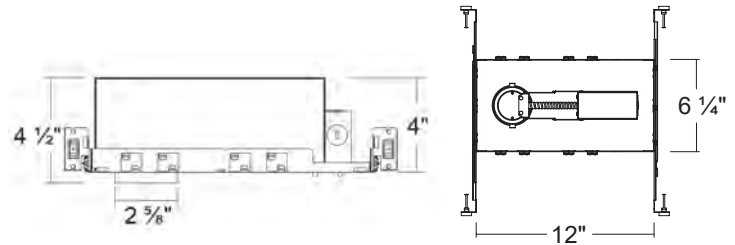
LED LIGHT ENGINE

- CRI ≥80 or ≥90
- Available in 2700K, 3000K, 4000K, and 5000K
- 120V (Triac dimming) or 120/277V (0-10V dimming).
- Long life LED Chips guaranteed up to 50,000 hours.

LISTINGS

- cULus listed
- Energy star qualified
- Wet locations listed (Not suitable for coastal/salt water area)
- Damp locations
- RoHS compliances
- Tested in accordance with IESNA LM79 & LM80

DIMENSIONS

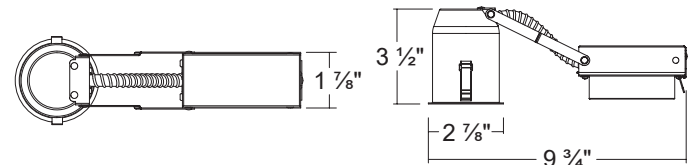


LS-2R-IC-AT

2" IC AT LED Remodel Housing / Driver



DIMENSIONS



PRODUCT CODE

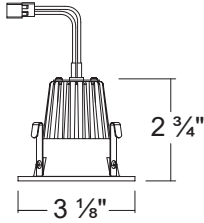
Model NO.	Description
LS-2-IC-AT	2" IC AT LED New Construction Housing / Driver / 120V
LS-2R-IC-AT	2" IC AT LED Remodel Housing / Driver / 120V
LSL-200	2" LED Trim / Smooth
LSL-203	2" LED Trim / Baffle
LSL-207	2" LED Trim / Adjustable Gimbal
LSL-240	2" LED Trim / Square Smooth
LSL-243	2" LED Trim / Square Baffle
LSL-247	2" LED Trim / Adjustable Square Gimbal

List of Compatible Dimmer / 120V		
Mfr	Model #	Dimming Rate
COOPER	DLC03P	10 - 100%
Leviton	1A1505 / 1C1605	10 - 100%
Leviton	6631 / 6633	10 - 100%
Lutron	CT-603PG / CT-600PR	10 - 100%
Lutron	DV-600PR / DV603PG	10 - 100%
Lutron	DVW-603PGH / DVCL-153P	10 - 100%
Lutron	MACL-153M / TGCL-153P	10 - 100%
Lutron	S-600PR / S-2-LH	10 - 100%

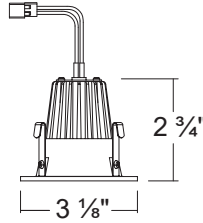
List of Compatible Dimmer / 120-277V		
Mfr	Model #	Dimming Rate
Lutron	NFTV	0 - 100%
Lutron	NTSTV-DV	0 - 100%
Legrand	CD4FBLW	0 - 100%
Leviton	1P710-DL	0 - 100%

2" LED RECESSED DOWN LIGHT

LSL-200 Smooth



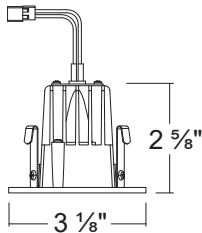
LSL-203 Baffle



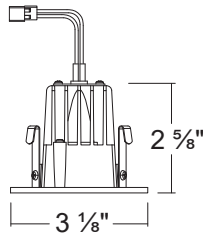
PERFORMANCE DATA

Input Voltage	120V
Input Power	9W
Frequency	50 / 60Hz
C R I	90
T Ambient	-30°C ~40°C (-22°F~104°F)
C C T	3000 K
Lumens	640 lm
(all values at 25°C without a dimming control in circuit)	

LSL-240 Square Smooth



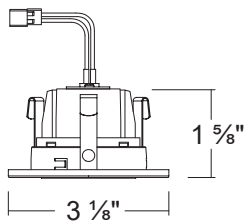
LSL-243 Square Baffle



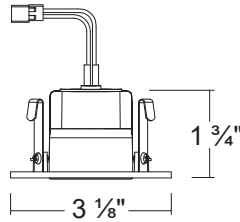
PERFORMANCE DATA

Input Voltage	120V
Input Power	9W
Frequency	50 / 60Hz
C R I	90
T Ambient	-30°C ~40°C (-22°F~104°F)
C C T	3000 K
Lumens	630 lm
(all values at 25°C without a dimming control in circuit)	

LSL-207 Adj. Gimbal



LSL-247 Adj. Square Gimbal



PERFORMANCE DATA

LT247 - 9W	
Input Voltage	120V
Input Power	LSL-207 9W / LSL247 -9W
Frequency	50 / 60Hz
C R I	90
T Ambient	-30°C ~40°C (-22°F~104°F)
C C T	3000 K
Lumens	LSL-207- 680 / LSL247-670
(all values at 25°C without a dimming control in circuit)	