


## 6488-5W-24V Series



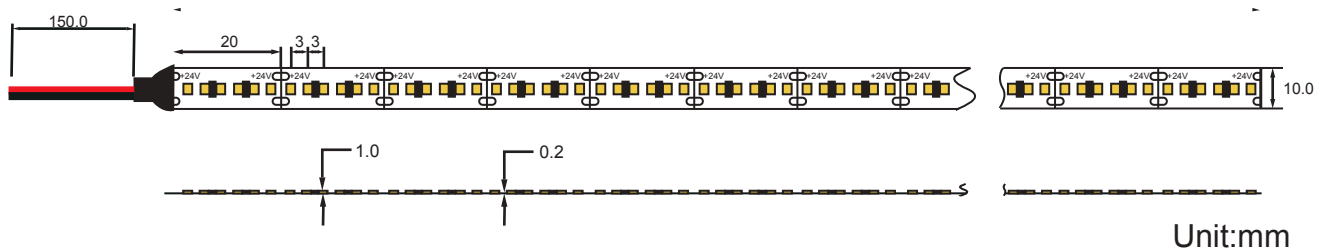
The 6488 5W series raises the bar for LED lighting. Its thick PCB board and high quality SMD 2216 chips will ensure its long life and bright. It is highly versatile, dimmable and suitable for both lighting and accenting. Available in a variety of voltages and color temperatures. Bring out the true color of your spaces with CRI 90+ LED chips. Deliver all the versatility of LED Strip with the same quality light as traditional lamps.

## Product Specifications

ITEM	Nominal CCT//WL	Luminous Flux (lm/m)	Light Efficacy (lm/W)	CRI	SDCM	IP Rating	Input Voltage
6488-27K-24V-CRI90-5W	2700K	360 lm	72	90+	<5	IP22	24V DC
6488-30K-24V-CRI90-5W	3000K	375 lm	74	90+	<5	IP22	24V DC
6488-40K-24V-CRI90-5W	4000K	400 lm	80	90+	<5	IP22	24V DC
6488-57K-24V-CRI90-5W	5700K	400 lm	80	90+	<5	IP22	24V DC

- Limiting Control Method: CV - Constant Voltage
- Power Consumption: 5W/ft
- Beam Angle: 120°
- LED Density: 91LEDs/ft / 300LEDs/m
- Cuttable Segments: 0.8 in (20 mm)
- Reel Length: 16.4ft (5m) / 98.4ft (30m)
- Operating Temperature: -20°F to 120°F
- Mounting Non-Porous: 3M double sided Tape
- Board Type/Color: 2oz Density, White PCB
- Luminous Flux maintenance: 50,000 hrs
- Segment Width: 0.39 in (10 mm)
- Dimmer: Dmx PWM, RF PWM, 0-10V, MLV Incandescent

## Mechanical Dimensions



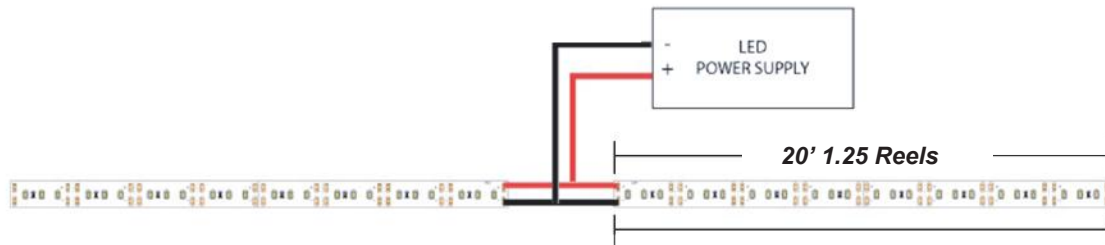
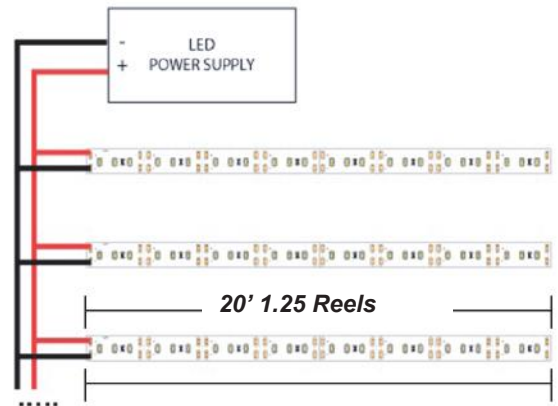
Unit:mm

## Parallel Connection Guide

Parallel connections are strongly recommended for LED Strip installation. It is important to not go over the recommended length. The LED Strip will start to dim after the recommended length and will damage the Strip over time.

## Parallel Connection Guide

Middle connections are parallel connections that are used to create a longer singular line of LED Strip to prevent dimming a wire can be connected to the middle of the Strip.



## Double End Connection Guide

LED Strip can also be powered from both sides. This will double the length of the Max Run for your installation. Also two same power supplies can be used at each end to power the LED Strip.

