


LED Flexible Strip



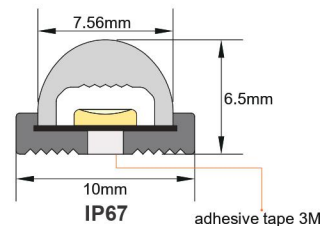
Description



The 6464 series has been engineered to long runs, up to 49.2 ft in a single run. This LED strip has a built in internal constant current circuit. This allows the LED strip to emit light for a long series connection without dimming at the end of the run. Soft light, dot free, linear light, extremely flexible, high reliability. This LED strip also has a +90 CRI for maximum light accuracy. It is IP67 rated for indoor and outdoor use as decoration lighting, direct lighting or indirect lighting.

Input Voltage	24V DC
Limiting Control Method	CC-Constant Current
Power Consumption	2 W/ft
Beam Angle	150°
Cutable Segments	2.81 in (71.43 mm) for 24V
Reel Length	16.4 ft (5m) / 49.2 ft (15m)/98.4 ft (30m)
Segment Width	0.31 in (8 mm)
Luminous Flux Maintenance	75,000 hrs
Dimming	DMX PWM, RF PWM, 0-10V, MLV, Incandescent
Warranty	5 Years Limited
Certifications	 UL Listed, E467088
Operating Temperature	-20°F to 120°F
Mounting	3M double sided Tape, End cap, Mounting clip
LED Chip Type	High Quality SMD 2219
LED Density	89 LEDs/ft/294 LEDs/m
Board Type/Color	3 oz Density, White PCB

Nominal CCT (K)	Luminous Flux (lm/ft)	Luminous Efficacy (lm/W)	CRI
2700K	222	108	90+
3000K	224	110	90+
3500K	228	112	90+
4000K	234	115	90+
5700K	234	115	90+



Ordering Guide

Series	CCT	Voltage	IP Rating
6464	XX	XX	XX

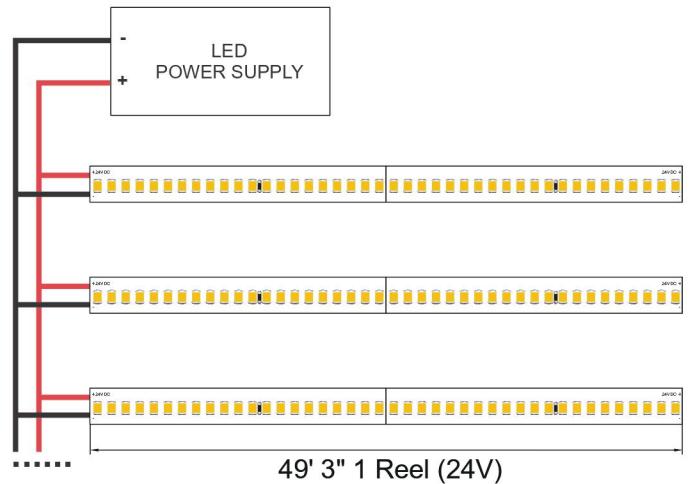
1 - Contact Richee for exact warranty period and policy.

2 - Lumen output are measured according to PMS-80, with a tolerance of +/- 5%.

3 - Standard package: 5m/roll, 15m/roll, 30m/roll.

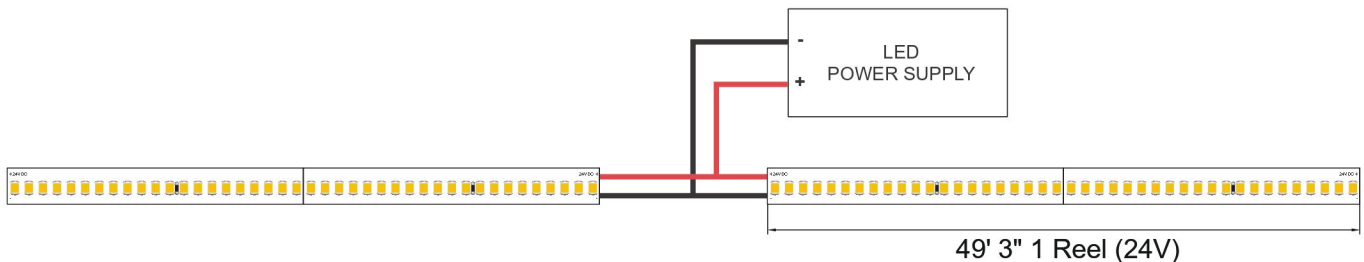
Parallel Connection Guide

Parallel connections are strongly recommended for LED Strip installation. It is important to not go over the recommended run length. The LED strip will start to dim after the recommended length and will damage the strip over time.



Middle Connection Guide

Middle connections are parallel connections that are used to create a longer singular line of LED strips. To prevent dimming a wire can be connected to the middle of the strip.



Double End Connection Guide

LED Strips can also be powered from both sides. This will double the length of the Max Run for your installation. Also two different power supplies can be used at each end to power the LED strips.

