

| |
|-----------------|
| Project |
| Schedule / Date |
| Notes |
| Catalog Number |

Product Description

naturalLED[®] Gas Station Canopy (GSC) is designed to replace existing under canopy metal halide light fixtures in gas station canopies easily and cost-efficiently.

Our LED Gas Station Canopy provides advantages such as longer life, lower energy consumption and better lighting characteristics while eliminating maintenance with 50,000+ hours of rated lamp life. The housing is constructed of heavy-duty aluminum. Fixtures are finished with a durable white polyester powder coating to ensure weather-tight protection, the optical assembly is sealed with a silicone gasket and are DLC certified with an IP65 rating.



▶ 100W / 150W



▶ 45W / 75W



Features & Benefits

- ▶ DLC Premium Qualified
- ▶ IP65 Rated
- ▶ Long life LED chips
- ▶ Uniform and consistent color
- ▶ Excellent thermal design
- ▶ Material and Finish: Aluminum & Glass

Specifications

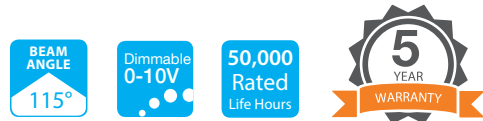

- ▶ Input line voltage: 120-277V
- ▶ Powerfactor >0.9
- ▶ Beam Angle: 115°
- ▶ Operating temperature: -22°F ~ 122°F
- ▶ 50,000 hrs rated average life

Applications

- ▶ Security Lighting
- ▶ Pathway Lighting
- ▶ Ceiling Lighting
- ▶ Parking Lighting

Included with Fixture

- ▶ Driver Box

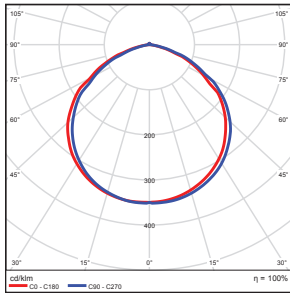


Ordering Information

| Code | Description | CCT | Watt | Lumen | Equiv Wattage | Color | Beam Angle | Voltage | Rated Hrs | IP65 | DLC |
|------|---------------------|-------|------|--------|---------------|-------|------------|---------|-----------|------|-----|
| 7440 | LED-FXGSC45/50K/WH | 5000K | 46 | 5,513 | 250 | White | 115° | 120-277 | 50,000 | • | • |
| 7441 | LED-FXGSC75/50K/WH | 5000K | 75 | 8,997 | 320 | White | 115° | 120-277 | 50,000 | • | • |
| 7553 | LED-FXGSC100/50K/WH | 5000K | 104 | 13,279 | 400 | White | 115° | 120-277 | 50,000 | • | • |
| 7555 | LED-FXGSC150/50K/WH | 5000K | 150 | 20,041 | >400 | White | 115° | 120-277 | 50,000 | • | • |

Photometric Data


45 Watt



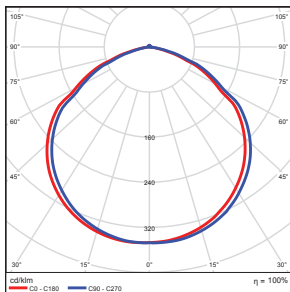
Zonal Lumen Summary

| Zone | Lumens | % Luminaire |
|--------|---------|-------------|
| 0-30 | 1576.55 | 27.80 |
| 0-40 | 2608.43 | 45.90 |
| 0-60 | 4657.16 | 82.00 |
| 60-80 | 932.47 | 16.40 |
| 70-80 | 275.90 | 4.90 |
| 90-120 | 13.80 | 0.20 |
| 90-180 | 51.23 | 0.90 |
| 0-180 | 5678.24 | 100.00 |

Total Luminaire Efficiency = 100.00%




75 Watt



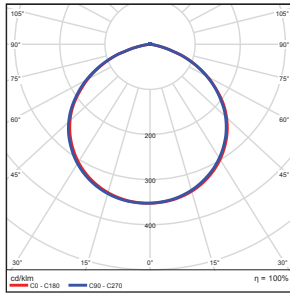
Zonal Lumen Summary

| Zone | Lumens | % Luminaire |
|--------|---------|-------------|
| 0-30 | 2309.38 | 27.60 |
| 0-40 | 3826.72 | 45.70 |
| 0-60 | 6881.57 | 82.20 |
| 60-80 | 1369.8 | 16.40 |
| 70-80 | 396.28 | 4.70 |
| 90-120 | 20.41 | 0.20 |
| 90-180 | 75.38 | 0.90 |
| 0-180 | 8374.41 | 100.00 |

Total Luminaire Efficiency = 100.00%




100 Watt



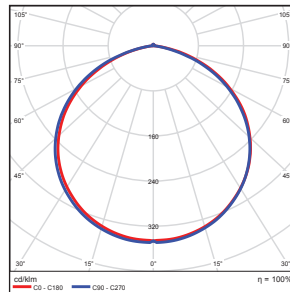
Zonal Lumen Summary

| Zone | Lumens | % Luminaire |
|--------|----------|-------------|
| 0-30 | 3509.85 | 27.80 |
| 0-40 | 5797.92 | 45.90 |
| 0-60 | 10347.24 | 81.90 |
| 60-80 | 2201.15 | 17.40 |
| 70-80 | 669.00 | 5.30 |
| 90-120 | 3.20 | 0.00 |
| 90-180 | 11.11 | 0.10 |
| 0-180 | 12628.72 | 100.00 |

Total Luminaire Efficiency = 100.00%




150 Watt



Zonal Lumen Summary

| Zone | Lumens | % Luminaire |
|--------|---------|-------------|
| 0-30 | 1154.02 | 17.00 |
| 0-40 | 2096.9 | 30.80 |
| 0-60 | 4418.05 | 65.00 |
| 60-80 | 1851.99 | 27.20 |
| 70-80 | 796.49 | 11.70 |
| 90-120 | 106.83 | 1.60 |
| 90-180 | 117.96 | 1.70 |
| 0-180 | 6801.88 | 100.00 |

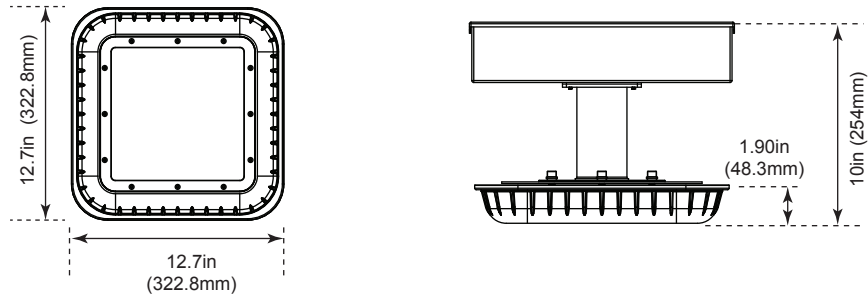
Total Luminaire Efficiency = 100.00%



Product Dimensions

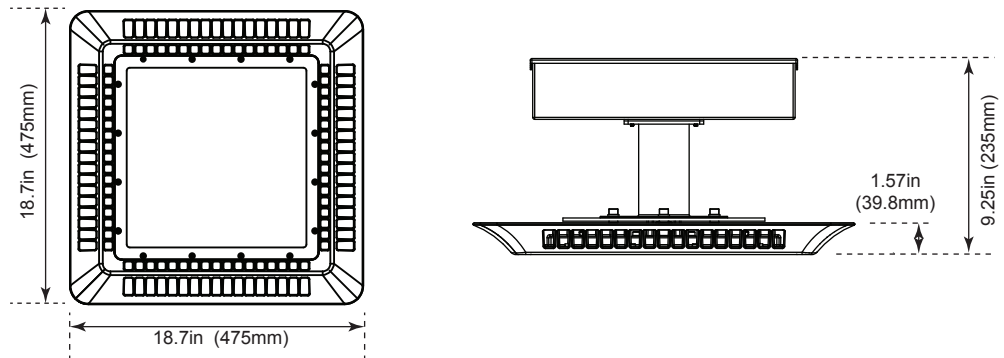
45W/75W

Weight: 15-lbs



100W/150W

Weight: 24-lbs



Package

